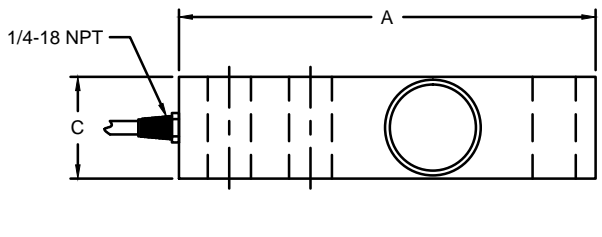
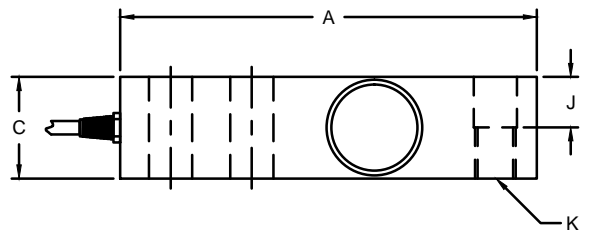
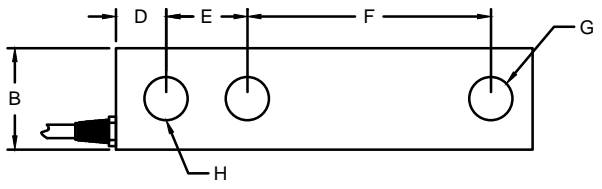
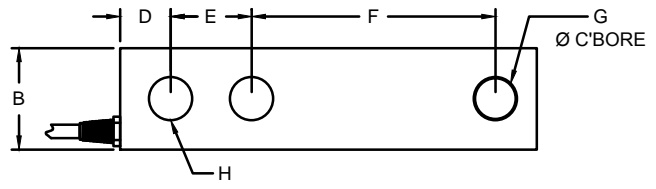


REVISIONS							
ZONE	LTR.	DESCRIPTION	DATE	ECR	BY	CKD	APVD
-	D	REDRAWN FOR LABELING CONSISTENCY	01/02/16	2016-20	TB	AB	AA
	E	Updated C Dimension on 15K and 20K	7/27/17	2017-09	AB	AT	AA



CG-23-SS THREADED LOAD HOLE

CG-23-SS-1 NON-THREADED LOAD HOLE

PERFORMANCE SPECIFICATIONS:

1. CAPACITIES: 250LB, 500LB, 750LB, 1K, 1.5K, 2K, 2.5K, 4K, 5KSE, 5KLE, 10K, 15K, 20K.
2. RATED OUTPUT: 3.00 mV/V ±0.25%.
3. SAFE OVERLOAD: 150% FS.
4. EXCITATION VOLTAGE: 10V AC/DC (15V MAX).
5. INPUT RESISTANCE: 385 ±10Ω.
6. OUTPUT RESISTANCE: 350 ±3Ω.
7. ZERO BALANCE: ±1.00% FS.
8. SEAL TYPE: ENVIRONMENTALLY SEALED IP67.
9. NON-LINEARITY: ±0.03% FS.
10. HYSTERESIS: ±0.02% FS.
11. REPEATABILITY: ±0.01% FS.
12. CREEP: ±0.02% FS IN 30 MINUTES.
13. NTEP RATED.
14. CLASS III, 5,000 DIVISION, MULTIPLE CELL.
15. COMPENSATED TEMPERATURE RANGE: -10°C TO +40°C.
16. TEMPERATURE EFFECT ON ZERO: ±0.0027% FS/°C.
17. TEMPERATURE EFFECT ON OUTPUT: ±0.0015% FS/°C.
18. INSULATION RESISTANCE: 5000 MEGOHMS.
19. LOAD CELL CABLE: 4-24AWG, Ø5.6MM, PVC, 20FT.
20. LOAD CELL WIRING:
 GRN (+EXC)
 BLK (-EXC)
 WHT (+SIG)
 RED (-SIG)
 BRAID/YELLOW: SHIELD
21. FM APPROVED.

RATED CAPACITY	DIMENSIONS									
	A	B	C	D	E	F	G	H	J	K
250LB - 750LB	5.12	1.25	1.25	0.62	1.00	3.00	0.53	0.53	0.62	1/2-20 UNF
1K - 5KSE	5.12	1.25	1.25	0.62	1.00	3.00	0.53	0.53	0.62	1/2-20 UNF
5KLE - 10K	6.75	1.50	1.50	0.75	1.50	3.75	0.78	0.78	0.75	3/4-16 UNF
15K - 20K	8.88	2.00	2.00	1.00	2.00	4.88	1.03	1.03	1.00	1-14 UNF

DO NOT ALTER WITHOUT AGENCY NOTIFICATION

COTI GLOBAL SENSORS, INC.

**CG - 23 - SS
NTEP LOAD CELL**

<p>THIS DOCUMENT CONTAINS PROPRIETARY INFORMATION AND SUCH INFORMATION MAY NOT BE REPRODUCED OR DISCLOSED FOR ANY PURPOSE OR USED TO PRODUCE THE ARTICLE OR SUBJECT WITHOUT WRITTEN PERMISSION FROM COTI GLOBAL SENSORS, INC.</p>	<p>TOLERANCES UNLESS OTHERWISE SPECIFIED .XX = ±0.02" .XXX = ±0.005" .XXXX = ±0.0002" FRACTIONS: ±1/16" ANGLES DEC: ±18</p>	APPROVALS	DATE	<table border="1"> <tr> <td>SCALE</td> <td>SIZE</td> <td>PART/DRAWING NO.</td> <td>REV.</td> </tr> <tr> <td>NONE</td> <td>B</td> <td>DOD-CG-23-SS</td> <td>E</td> </tr> <tr> <td colspan="3">MODEL CG-23-SS</td> <td>SHEET 1 OF 1</td> </tr> </table>	SCALE	SIZE	PART/DRAWING NO.	REV.	NONE	B	DOD-CG-23-SS	E	MODEL CG-23-SS			SHEET 1 OF 1
		SCALE	SIZE		PART/DRAWING NO.	REV.										
		NONE	B		DOD-CG-23-SS	E										
		MODEL CG-23-SS			SHEET 1 OF 1											
		DRAWN: RLU	06/15/15													
CHECKED: AA	06/15/15															
ENGINEER: JSP	06/15/15															
APPROVED: AA	06/15/15															
MATERIAL: STAINLESS STEEL																
FINISH: PASSIVATED																