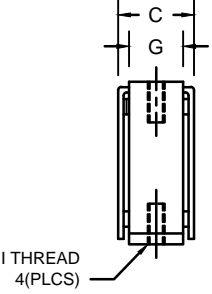
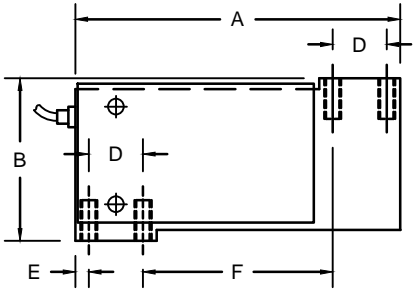


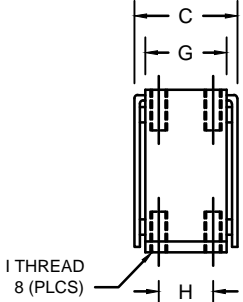
REVISIONS							
ZONE	LTR.	DESCRIPTION	DATE	ECN	BY	CKD	APVD
-	-	INITIAL RELEASE	10/01/08	-	-	-	-
-	-	EDIT DIMENSION I	9/08/09	-	-	-	-
-	C	REDRAWN FOR LABELING CONSISTENCY	12/15/15	2016-51	TB	AB	AA

PERFORMANCE SPECIFICATIONS:

- CAPACITIES: 25LB, 50LB, 100LB, 200LB, 400LB, 500LB & 1K LB
- RATED OUTPUT: 2.00 mV/V $\pm 10\%$
- SAFE OVERLOAD: 150% FS
- EXCITATION VOLTAGE: 10-20V AC/DC
- INPUT RESISTANCE: 385 ± 10 OHMS
- OUTPUT RESISTANCE: 350 ± 3 OHMS
- ZERO BALANCE: $\pm 1.00\%$ FS
- SEAL TYPE: ENVIRONMENTALLY SEALED, POTTED IP67
- NON-LINEARITY: $\pm 0.03\%$ FS
- HYSTERESIS: $\pm 0.02\%$ FS
- REPEATABILITY: $\pm 0.02\%$ FS
- CREEP: $\pm 0.03\%$ FS
- COMPENSATED TEMPERATURE RANGE: $-10^{\circ}\text{C} - +40^{\circ}\text{C}$
- TEMPERATURE EFFECT ON ZERO: $\pm 0.02\%$ FS/ $^{\circ}\text{C}$
- TEMPERATURE EFFECT ON OUTPUT: $\pm 0.001\%$ FS/ $^{\circ}\text{C}$
- INSULATION RESISTANCE: >5000 MEGOHMS
- LOAD CELL CABLE: 4 CONDUCTOR, 10 FT
- LOAD CELL WIRING:
GREEN +EXC
BLACK -EXC
WHITE +SIG
RED -SIG
BRAID/YELLOW: SHIELD
- FM APPROVED
- MAX PLATFORM SIZE: 25 - 500LB 508 X 508 mm
1000lb 762 X 762 mm



25-200lb



400lb-1K

RATED CAPACITY	DIMENSIONS								
	A	B	C	D	E	F	G	H	I
25-200LB	6.00	3.00	1.25	1.00	0.25	3.50	1.00	-	1/4-28UNFx0.75dp (4 plcs)
400-500LB	6.00	3.00	1.25	1.00	0.25	3.50	1.00	0.50	1/4-28UNFx0.75dp (8 plcs)
1K	6.00	3.00	1.75	1.00	0.25	3.50	1.50	1.00	5/16-24UNFx0.75dp (8 plcs)

"DO NOT ALTER WITHOUT AGENCY NOTIFICATION"

COTI GLOBAL SENSORS, INC.

CG-60048 SINGLE POINT LOAD CELL

THIS DRAWING USES THIRD ANGLE PROJECTION THIS DOCUMENT CONTAINS PROPRIETARY INFORMATION AND SUCH INFORMATION MAY NOT BE REPRODUCED OR DISCLOSED FOR ANY PURPOSE OR USED TO PRODUCE THE ARTICLE OR SUBJECT WITHOUT WRITTEN PERMISSION FROM COTI GLOBAL SENSORS, INC. TOLERANCES UNLESS OTHERWISE SPECIFIED .XX- ± 0.01 .XXX- ± 0.005 FRACTIONS- $\pm 1/16"$ ANGLES: $\pm 1/2^{\circ}$	APPROVALS	DATE
	DRAWN: DH	9/08/09
	CHECKED: MB	9/08/09
	ENGINEER: DH	9/08/09
APPROVED: AA	9/08/09	
MATERIAL	STAINLESS STEEL	

SCALE	SIZE	PART/DRAWING NO.	REV.
NONE	B	DOD-CG-60048	C
MODEL	CG-60048	SHEET 1 OF 1	