


# L6W

- Aluminium-alloy IP65 single point load cell.
- Colourless anodized
- Suitable for single and double load cell structured platform scales.
- Maximum platform size: for 50kg–200kg: 600 x 600 mm  
for 250kg–635kg: 600 x 800 mm



test certificate no. D09-06.12 Revision 0  
C of C no R60/2000-CN1-06.03



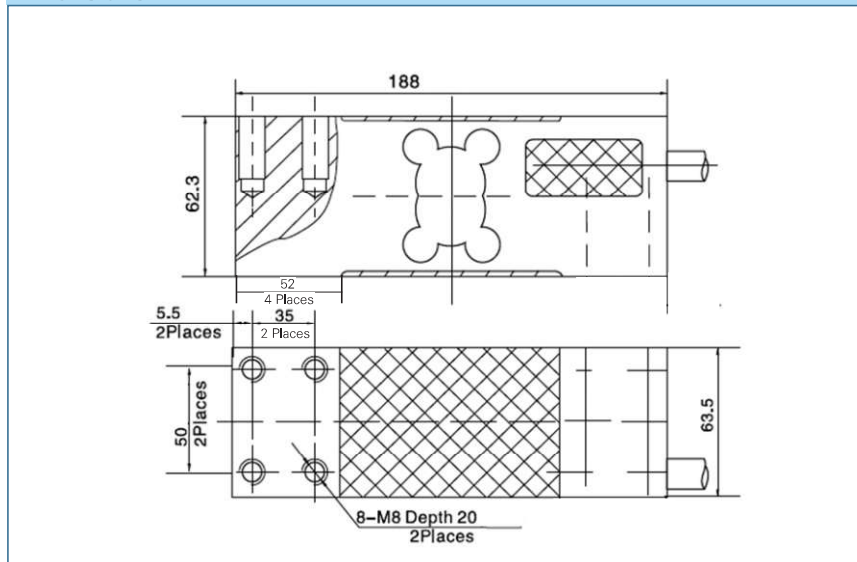
Certificate no. 12-006

Available models		
Capacity	Accuracy	Full article description
50 kg	C3	L6W-C3-50kg-3G6
70 kg	C3	L6W-C3-70kg-3G6
100 kg	C3	L6W-C3-100kg-3G6
150 kg	C3	L6W-C3-150kg-3G6
200 kg	C3	L6W-C3-200kg-3G6
250 kg	C3	L6W-C3-250kg-3G6
300kg	C3	L6W-C3-300kg-3G6
500kg	C3	L6W-C3-500kg-3G6
635kg	C3	L6W-C3-635kg-3G6

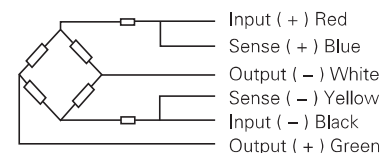
## Specification

Accuracy class		OIML R60 C3	
Output sensitivity ( = FS )	mV/V	2.0 ± 0.2	
Maximum capacity ( Emax )	kg	50, 70, 100, 150, 200, 250, 300	500, 635
Maximum number of load cell intervals ( nLC )		3000	
Ratio of minimum LC verification interval Y = Emax / vmin		7000	10000
Combined error	%FS	± 0.02	
Safe overload	of Emax	120 %	
Ultimate overload	of Emax	150 %	
Zero balance	%FS	± 2.0	
Excitation, recommended voltage	V	5 ~ 12( DC )	
Excitation maximum	V	18( DC )	
Terminal resistance, input	Ω	406 ± 6	
Terminal resistance, output	Ω	350 ± 3	
Insulation impedance	MΩ	≥ 5000 ( at 50VDC )	
Temperature range, compensated	°C	-10 ~ +40	
Temperature range, operating	°C	-35 ~ +65	
Storage temperature	°C	-40 ~ +70	
Element material		Aluminium	
Recommended torque on fixation bolts	N.m	M8: 25	
Ingress Protection (acc. to EN 60529)		IP65	

## Dimensions in mm



## Wiring



- Shielded, 6 conductor cable.
- Cable diameter:  $\Phi 4.7$ mm.
- Standard cable length: 3m.
- Shield connected to element.
- Cable jacket in PU.